




COMPLETE KNIFE STELLA for COMBINE

www.stellalame.com



LAME COMPLETE PER MIETITREBBIA - COMPLETE KNIFE

MÄHBALEN - LAMES COMPLÈTES

BARRAS DE CUCHILLAS - СЕКЦИОНАЛЬНЫЕ НОЖИ ДЛЯ ЗЕРНОУБОРОЧНЫХ КОМБАЙНОВ



Adaptable LAVERDA


Code	Original code	Series	N° sections/fingers	Type sections/fingers	Length (Meters)	Notes
SLC 1000	300114585	-	43	242 S	3,10	-
SLC 1005	300114586	-	49	242 S	3,60	-
SLC 1010	300114587	-	57	242 S	4,20	-
SLC 1020	300114588	-	65	242 S	4,80	-
SLC 1030	300114589	-	73	242 S	5,40	-
SLC 1040	300114590	-	81	242 S	6,20	-
SLC 1050	300114591	-	89	242 S	6,60	-
SLC 1055	320900050	-	42	343 SR f.6,8	3,10	-
SLC 1060	321220050	-	49	343 SR f.6,8	3,60	-
SLC 1070	321220150	-	53	343 SR f.6,8	3,90	-
SLC 1080	321220250	-	57	343 SR f.6,8	4,20	-
SLC 1090	321220350	-	65	343 SR f.6,8	4,80	-
SLC 1100	321220450	-	73	343 SR f.6,8	5,40	-



LAME COMPLETE PER MIETITREBBIA - COMPLETE KNIFE

MÄHBALKEN - LAMES COMPLÈTES

BARRAS DE CUCHILLAS - СЕКЦИОНАЛЬНЫЕ НОЖИ ДЛЯ ЗЕРНОУБОРОЧНЫХ КОМБАЙНОВ



Adaptable LAVERDA

Code	Original code	Series	N° sections/fingers	Type sections/fingers	Length (Meters)	Notes
SLC 1110	321220550	-	81	343 SR f.6,8	6,00	-
SLC 1120	321220650	-	89	343 SR f.6,8	6,60	-
SLC 1130	321220750	-	101	343 SR f.6,8	7,60	-
SLC 1140	322704300/V	-	57	222 20	4,20	-
SLC 1150	322704400/V	-	65	222 20	4,80	-
SLC 1160	322704500/V	-	73	222 20	5,40	-
SLC 1170	322704600/V	-	81	222 20	6,00	-
SLC 1180	322704700/V	-	89	222 20	6,60	-
SLC 1190	322704000	-	13	222 20		Central piece blade
SLC 1200	322704100	-	22	222 20		Final piece blade
SLC 1210	322704200	-	24	222 20		Initial piece blade
SLC 1220	322709500	-	14	222 20		Final piece blade
SLC 1230	322707150	-	3	222 20		Kit



LAME COMPLETE PER MIETITREBBIA - COMPLETE KNIFE

MÄHBALEN - LAMES COMPLÈTES

BARRAS DE CUCHILLAS - СЕКЦИОНАЛЬНЫЕ НОЖИ ДЛЯ ЗЕРНОУБОРОЧНЫХ КОМБАЙНОВ







Adaptable LAVERDA

Code	Original code	Series	N° sections/fingers	Type sections/fingers	Length (Meters)	Notes
SLC 1300	3113011520	-	55	242 S	4,20	Blade head 311301110
SLC 1310	3113011530	-	63	242 S	4,80	Blade head 311301110
SLC 1400	300032600	-	30	242 S	2,30	-
SLC 1410	300117667	-	42	242 S	3,10	-
SLC 1420	300114783	-	53	242 S	3,90	-

COMPLETE KNIVES FOR TOMATO

SLC 0410	-	-	18	ST 6000 ZN holes down countersink	1,635	-
SLC 0420	-	-	20	ST 6000 ZN holes down countersink	1,655	-
SLC 0430	-	-	22	ST 6000 ZN holes down countersink	1,900	-

Blade head for harvester combine

STL 1000	311458660	Laverda		Hole 5,5	-
STL 1010	3212199510	Laverda		Hole 6,5	-
STL 1020	322702950	Laverda		-	-
STL 1030	80753862	New Holland		-	-

Blade head for mowers

STL 2000	56358708	BCS				Laser bar
-----------------	----------	-----	--	--	--	-----------

